

ANNUAL REPORT & AUDITED ACCOUNTS

2022 -2023



Table of Contents

Table of Contents	2
Introduction to the Council.....	3
Executive Committee for the Year 2022 - 2023	4
Membership.....	6
Review of Activities.....	7
Financial Review 2022 – 2023	11
Trade between Sri Lanka and Countries of the Greater Mekong Sub Region:	14

Introduction to the Council

The Sri Lanka – Greater Mekong Business Council of the Ceylon Chamber of Commerce (formerly known as Sri Lanka – Greater Mekong Sub Region Business Council and Sri Lanka – Vietnam Business Council) was inaugurated on 8th June 2010. The main objective of the Business Council is the further expansion of trade, investment, and tourism between Sri Lanka and the Greater Mekong: Cambodia, Laos, Myanmar, Thailand, and Vietnam. The Sri Lanka – Greater Mekong Business Council functions through a group of Businessmen in Sri Lanka. The Council also maintains a close relationship with the diplomatic missions of the Greater Mekong in Sri Lanka.

The functions of the Business Council include:

- Liaising and coordinating with Sri Lanka's Diplomatic Missions in the partner countries, on matters of relevance to achieve the objectives
- Exchange of information with relevant parties in the partner countries, with regard to trade, investment and tourism.
- Facilitation of meetings between persons from the partner countries seeking business and investment opportunities and relevant persons in Sri Lanka, including Government functionaries.
- Making arrangements for the provision of relevant services to persons from the partner countries seeking business and investment opportunities
- Making recommendations to the Ceylon Chamber of Commerce with regard to policy interventions that may be required, to create a conducive environment for the promotion of trade, tourism and investment.

Executive Committee for the Year 2022 - 2023

Executive Committee 2022/2023



Standing left to right

Mr. Shaameel Mohideen - Committee member, Mr. Kamal Dhammika Wimalaratne- Committee member, Mr. Jude Fernando - Vice President, Mr. Ranil Seneviratne - Immediate past president, Mr. Nimal S. Ratnayake- Vice President, Mr. S.M.D. Suriyakumara- President, Mr. Sirimal Fernando- Vice President, Mr. Mahen Weerasekera - Committee Member, Mr. Nishantha Seneviratne- Committee member, Mr. Tilak Gunawardane - Committee Member, Yashodha Gamage - Secretary of the Sri Lanka Greater Mekong Business Council.

President

Mr. S.M.D. Suriyakumara, Chief Executive Officer, Maliban Biscuit Manufactories (Pvt) Ltd

Vice Presidents

Mr. Sirimal Fernando, Deputy Managing Director, Astron Ltd

Mr. Jude Fernando, Director, Rhino Roofing Products Limited

Mr. Nimal S. Ratnayake, Chief Marketing Officer, Lanka Hospitals Corporation PLC

Immediate Past President

Mr. Ranil Seneviratne, Director, Ranfer Teas (Pvt) Ltd.

Committee Members

Advantis Projects & Engineering (Pvt) Ltd - Mr. Kamal Dhammika Wimalaratne, Director/ CEO

Aitken Spence Travels (Pvt) Ltd - Mr. Nishantha Seneviratne, General Manager

Capital Developers Ltd - Mr. Mahen Weerasekera, Chairman

MAC Holdings (Pvt) Ltd - Mr. Tilak Gunawardane, Director/ CFO

Spillburg Holdings (Pvt) Ltd - Mr. Shaameel Mohideen, Chief Executive Officer

Secretary

Until March 2023

Ushani Dassanayake, Assistant Secretary General, The Ceylon Chamber of Commerce

2023 March - Present

Amanthi Silva, Management Executive, The Ceylon Chamber of Commerce

Membership

1. ADVANTIS FREIGHT (PRIVATE) LIMITED
2. ADVANTIS PROJECTS & ENGINEERING (PVT) LTD
3. AITKEN SPENCE TRAVELS (PVT) LTD
4. ASTRON LIMITED
5. BRITTOS
6. BROWN & CO. PLC
7. C. W. MACKIE PLC
8. CAPITOL DEVELOPERS LTD
9. CEYLON BISCUITS LTD
10. CINNAMON LAKESIDE COLOMBO
11. CITIHEALTH IMPORTS (PVT) LTD
12. DIPPED PRODUCTS PLC
13. E W INFORMATION SYSTEMS LTD
14. ECO POWER (PVT) LTD
15. FREIGHT LINKS INTERNATIONAL (PTE) LTD
16. HALCHEM LANKA (PVT) LTD
17. HAYLEYS AGRICULTURE HOLDINGS LIMITED
18. HIRDARAMANI INTERNATIONAL EXPORTS (PVT) LTD
19. JAGRO (PVT) LTD
20. LANKA HOSPITALS CORPORATION PLC
21. LGL MARKETING SERVICES (PVT) LTD
22. MAC HOLDINGS (PVT) LTD
23. MACKSONS HOLDING (PVT)LTD
24. MALIBAN BISCUIT MANUFACTORIES (PVT) LTD
25. MERCHANT LANKA (PVT) LTD
26. MILLENNIUM TRANSPORTATION LTD. - AIR INDIA
27. RANFER TEAS (PVT) LTD
28. RHINO ROOFING PRODUCTS LIMITED
29. RPC MANAGEMENT SERVICES (PVT) LTD
30. SCIENTER TECHNOLOGIES PTE LTD
31. SIAM CITY CEMENT (LANKA) LIMITED
32. SPILLBURG HOLDINGS (PRIVATE) LIMITED
33. STAR TEXTILE PROCESSING INDUSTRIES
34. SWISS CEYLON ASSOCIATES (PRIVATE) LIMITED
35. UNIVERSAL TRAVEL BUREAU (PVT) LTD
36. WORLD EXPRESS (CMB) LTD

Review of Activities

11th Annual General Meeting

Sri Lanka - Greater Mekong Business Council (SLGMBC) of The Ceylon Chamber of Commerce held its 11th Annual General Meeting (AGM) on Tuesday, 23rd August 2022 at Hilton Colombo Residences and Her Excellency Ho Thi Thanh Truc, Ambassador of Vietnam, His Excellency Han Thu, Ambassador of Myanmar graced the event as the chief guests.

Mr. S.M.D. Suriyakumara (Maliban Bio Ventures Pvt Ltd) was re-elected as the President of Sri Lanka – Greater Mekong Business Council whilst Mr. Nimal Ratnayake (Lanka Hospitals Pvt Ltd), Mr. Sirimal Fernando (Astron Ltd), and Mr. Jude Fernando (Rhino Roofing Products Ltd) were re-elected as the Vice Presidents. The committee elected to serve for the year 2022/ 2023 consisted of the following companies.

President- Mr. S.M.D. Suriyakumara, Chief Executive Officer, Maliban Biscuit Manufactories (Pvt) Ltd

Vice Presidents -

Mr. Nimal S. Ratnayake, Chief Marketing Officer, Lanka Hospitals Corporation PLC

Mr. Sirimal Fernando, Deputy Managing Director, Astron Ltd

Mr. Jude Fernando, Director, Rhino Roofing Products Limited

Immediate Past President - Mr. Ranil Seneviratne, Director, Ranfer Teas (Pvt) Ltd.

Committee -

Mr. Tilak Gunawardane, Director/ CFO, MAC Holdings (Pvt) Ltd

Mr. Kamal Dhammika Wimalaratne, Director/ CEO, Advantis Projects & Engineering (Pvt) Ltd

Mr. Nishantha Seneviratne, General Manager, Aitken Spence Travels (Pvt) Ltd

Mr. Mahen Weerasekera, Chairman, Capital Developers Ltd

Mr. Shaameel Mohideen, Chief Executive Officer, Spillburg Holdings (Pvt) Ltd





Liaising with the Embassies

Courtesy call visit to Vietnam Embassy

The President, Mr. S.M.D. Suriyakumara & Executive Committee of Sri Lanka - Greater Mekong Business Council paid a courtesy visit to the Ambassador of Vietnam, on 16th March 2023.



Courtesy call visit to Designated Ambassador to Myanmar

The Executive Committee of Sri Lanka – Greater Mekong Business Council of the Ceylon Chamber of Commerce paid a courtesy visit to the Ambassador of Thailand, on the 07th of March 2023.



Courtesy call visit to Designated Ambassador to Thailand

The Executive Committee of Sri Lanka - Greater Mekong Business Council of the Ceylon Chamber of Commerce had a meeting with the Ambassador of Thailand, on 4th January 2023 at the Hilton Colombo residences.



Dissemination of Trade Related information

The Council has continued to constantly update the Membership regarding Trade Fairs/Exhibitions held in Cambodia, Laos, Myanmar, Thailand, and Vietnam as well as current trade-related information via Circulars.

Secretariat

The Ceylon Chamber of Commerce provided Secretarial Services to the Council during the period under review.

Auditors

M/s. Edirisinghe and Co. were elected Auditors of the Council. The Audited Statement of Accounts of the Council for the period 2022-2023 is annexed.

By order of the Committee



**Amanthi Silva
For Secretary**



**Edirisinghe & Co.
Chartered Accountants**

45, Braybrooke Street
Colombo 02
Sri Lanka

T: +94 11 2433933
F: +94 11 2445683
E: info@bakertilly.lk
W: www.bakertilly.lk

INDEPENDENT AUDITOR'S REPORT

TO THE MEMBERS OF SRI LANKA - GREATER MEKONG BUSINESS COUNCIL

Report on the Audit of the Financial Statements

Opinion

We have audited the accompanying financial statements of the Sri Lanka - Greater Mekong Business Council ("the Association"), which comprise the statement of receipts and payments and notes to the statement of receipts and payments for the year ended March 31, 2023.

In our opinion, the accompanying financial statement presents fairly, in all material respects, the cash receipts and payment of the company for the year ended March 31, 2023 in accordance with the cash receipts and payment basis of accounting described in Note 2.

Basis for Opinion

We conducted our audit in accordance with Sri Lanka Auditing Standards (SLAuSs). Our responsibilities under those standards are further described in the Auditor's Responsibilities for the Audit of the Financial Statement section of our report. We are independent of the Association in accordance with the Code of Ethics issued by CA Sri Lanka (Code of Ethics), and we have fulfilled our other ethical responsibilities in accordance with these requirements. We believe that the audit evidence we have obtained is sufficient and appropriate to provide a basis for our opinion.

Emphasis of Matter - Basis of Accounting

We draw attention to Note 2 to the financial statement, which describes the basis of accounting. The financial statement is prepared to meet the requirements of the Executive Committees. As a result, the financial statement may not be suitable for another purpose. Our opinion is not modified in respect of this matter.

Responsibilities of Executive Committee for the Financial Statement

Executive Committee is responsible for the preparation and fair presentation of the financial statement in accordance with the cash receipts and payment basis of accounting described in Note 2; this includes determining that the cash receipts and payment basis of accounting is an acceptable basis for the preparation of the financial statement in the circumstances, and for such internal control as Executive Committee determines is necessary to enable the preparation of the financial statement that are free from material misstatement, whether due to fraud or error.

In preparing the financial statement, Executive Committee is responsible for assessing the Association's ability to continue as a going concern, disclosing, as applicable, matters relating to going concern and using the going concern basis of accounting unless Executive Committee either intends to liquidate the Association or to cease operations, or has no realistic alternative but to do so.

Auditor's Responsibilities for the Audit of the Financial Statement

Our objectives are to obtain reasonable assurance about whether the financial statement as a whole are free from material misstatements, whether due to fraud or error, and to issue an auditor's report that includes our opinion. Reasonable assurance is a high level of assurance, but is not a guarantee that an audit conducted in accordance with SLAuSs will always detect a material misstatement when it exists. Misstatements can arise from fraud or error and are considered material if, individually or in the aggregate, they could reasonably be expected to influence the economic decisions of users taken on the basis of this financial statement.


Edirisinghe & Co.
Chartered Accountants
Colombo
4 July 2023



Partners: P.P. Edirisinghe FCA ACIM MBA Ms. M.K.K. Karunaratne FCA ACMA P.K.A.M. Alahakoon ACA MAAT
S.A. Harischandra FCA ACMA CGMA MBA Bcom (Sp.)

Consultants: A.T.P. Edirisinghe FCA FCMA (UK) A.D. Jayasena FCA

Edirisinghe & Co., trading as Bakertilly, is a member of the global network of Baker Tilly International Ltd., the members of which are separate and independent legal entities.

**SRI LANKA GREATER MEKONG BUSINESS COUNCIL
STATEMENT OF RECEIPT AND PAYMENTS**

For year ended 31 March	2023 Rs.	2022 Rs.
Receipts		
Subscription income	372,500	337,500
Entrance fee	50,000	10,000
Income received in connection with :		
Annual general meeting	166,000	-
Networking evening 2022	10,000	118,000
Networking event with Thai Ambassador 2022	21,500	-
Dinner with Thai Ambassador 2023	25,500	-
Total receipts	645,500	465,500
Payments		
Printing and stationery	28,503	380
Secretarial fee	224,003	201,096
Postage and fax	650	510
Sundry expenses	18,505	2,348
Audit fee	30,000	58,200
Communication fee	30,000	24,000
Expenses paid in connection with:		
Networking evening 2022	-	128,686
Web hosting & domain registration Fee	37,000	83,500
Annual general meeting	156,553	6,000
Dinner with Thai Ambassador 2023	120,000	-
Total payments	645,214	504,720
Net receipt during the year	286	(39,220)

Note 1 - All the Receipts and payments of the Council are done through the current account of The Ceylon Chamber of Commerce. Therefore the balance reflects the Council's cash and cash equivalents.

	2023 Rs.	2022 Rs.
<u>Cash balance with the Ceylon chamber of commerce</u>		
Current account with the Ceylon chamber of commerce	119,172	618,885
Fixed deposit - National Development Bank	500,000	-
	619,172	618,885

4-Jul-23



Note 2- Basis of preparation

The Council's policy is to prepare the accompanying statement on the receipts and payments basis. On this basis revenue is recognized when received rather than when earned, and expenses are recognized when paid rather than when incurred.

The Executive Committee of the Council is responsible for the preparation and presentation of the Statement of Receipts and Payments.

For and on behalf of the Executive Committee of the Sri Lanka Greater Marketing Business Council

.....
S.M.D. Sanyakumara
President

.....
Mr. Nimal Ratnayake
Vice President

4-Jul-23



Trade between Sri Lanka and Countries of the Greater Mekong Sub Region:

THAILAND

Sri Lanka - Thailand External Trade Statistics 2021 - 2022

SRI LANKA'S EXTERNAL TRADE WITH THAILAND



SUMMARY OF EXTERNAL TRADE WITH THAILAND

2018 - 2022

Rs. Mn			US \$. Mn		
Year	Export	Import	Balance of Trade	Export	Import
2018	7,242	80,876	-73,634	44.55	497.58
2019	17,421	78,294	-60,874	97.44	437.94
2020	6,971	67,964	-60,993	37.58	366.35
2021	10,264	79,125	-68,861	51.61	397.85
2022	19,091	94,989	-75,898	58.82	292.68

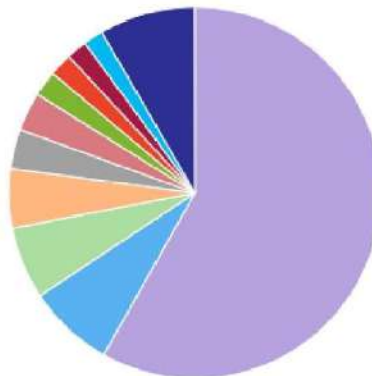
PERCENTAGE SHARE OF THAILAND IN TOTAL TRADE OF SRI LANKA

Year	Export %	Import %
2018	0.37	2.25
2019	0.81	2.25
2020	0.35	2.35
2021	0.42	1.98
2022	0.46	1.75

TOTAL SRI LANKA TRADE WITH ALL COUNTRIES

Rs. Mn			US \$. Mn		
Year	Export	Import	Balance of Trade	Year	Export
2018	1,974,260	3,587,048	-1,612,788	2018	12,146.31
2019	2,140,876	3,482,346	-1,341,470	2019	11,974.92
2020	1,980,785	2,891,600	-910,814	2020	10,676.94
2021	2,436,109	3,988,063	-1,551,953	2021	12,249.14
2022	4,135,955	5,419,585	-1,283,630	2022	12,743.66

MAIN ITEMS EXPORTED FROM SRI LANKA TO THAILAND - 2022

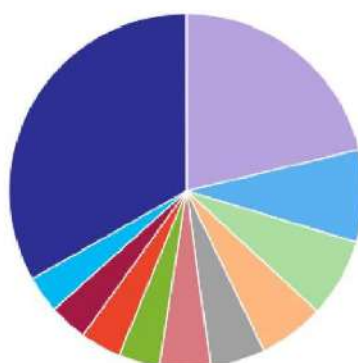


Natural or cultured pearls, Electrical machinery and equipment Products of the milling
 Fish and crustaceans, molluscs and Articles of Apparel and Coffee, tea, mate and
 Miscellaneous chemical products Mineral fuels, mineral oils
 Miscellaneous articles of base Wadding, felt & nonwovens Others

	Rs. Mn	%	US \$ Mn
Natural or cultured pearls, precious or semi precious stones, precious metals, metals clad with precious metal, y articles thereof	11,108	58.18	34.22
Electrical machinery and equipment and parts thereof	1,430	7.49	4.41
Products of the milling industry	1,199	6.28	3.69
Fish and crustaceans, molluscs and other aquatic invertebrates	979	5.13	3.02
Articles of Apparel and clothing accessories, not knitted or crocheted	658	3.45	2.03
Coffee, tea, mate and spices	642	3.37	1.98
Miscellaneous chemical products	426	2.23	1.31
Mineral fuels, mineral oils and products of their distillation bituminous substances	383	2.01	1.18
Miscellaneous articles of base metal	342	1.79	1.05
Wadding, felt & nonwovens special yarns	328	1.72	1.01
Other	1,595	8.35	4.91
Total	19,091	100.00	58.82

RATE OF EXCHANGE AVERAGE 2022 - US \$ 1 = Rs. 324.55

MAIN ITEMS IMPORTED TO SRI LANKA FROM THAILAND - 2022



■ Rubber and articles thereof.
 ■ Plastics and articles thereof
 ■ Knitted or crocheted fabrics
■ Neuclear reactors, boilers, machinery
 ■ Mineral fuels, mineral oils
■ Suger & suger confectionery
 ■ Fish and crustaceans, molluscs and
 ■ Man-made filaments
■ Salt
 ■ Electrical machinery and equipment
 ■ Others

	Rs. Mn	%	US \$ Mn
Rubber and articles thereof.	20,206	21.27	62.26
Plastics and articles thereof	7,965	8.39	24.54
Knitted or crocheted fabrics	6,824	7.18	21.02
Neuclear reactors, boilers, machinery and mechanical appliances, parts thereof.	5,667	5.97	17.46
Mineral fuels, mineral oils and products of their distillation	4,762	5.01	14.67
Suger & suger confectionery	4,421	4.65	13.62
Fish and crustaceans, molluscs and other aquatic invertebrates	3,543	3.73	10.92
Man-made filaments	3,530	3.72	10.88
Salt	3,304	3.48	10.18
Electrical machinery and equipment and parts thereof	3,207	3.38	9.88
Other	31,560	33.22	97.24
Total	94,989	100.00	292.68

RATE OF EXCHANGE AVERAGE 2022 - US \$ 1 = Rs. 324.55

VIETNAM

Sri Lanka - Vietnam External Trade Statistics 2021 - 2022

SRI LANKA'S EXTERNAL TRADE WITH VIETNAM



SUMMARY OF EXTERNAL TRADE WITH VIETNAM

2018 - 2022

Rs. Mn				US \$. Mn		
Year	Export	Import	Balance of Trade	Export	Import	Balance of Trade
2018	16,348	42,675	-26,327	100.58	262.55	-161.97
2019	14,096	54,025	-39,929	78.85	302.19	-223.34
2020	6,887	46,465	-39,579	37.12	250.46	-213.34
2021	12,505	79,131	-66,626	62.88	397.88	-335.00
2022	15,154	78,729	-63,575	46.69	242.58	-195.89

PERCENTAGE SHARE OF VIETNAM IN TOTAL TRADE OF SRI LANKA

Year	Export %	Import %
2018	0.83	1.19
2019	0.66	1.55
2020	0.35	1.61
2021	0.51	1.98
2022	0.37	1.45

TOTAL SRI LANKA TRADE WITH ALL COUNTRIES

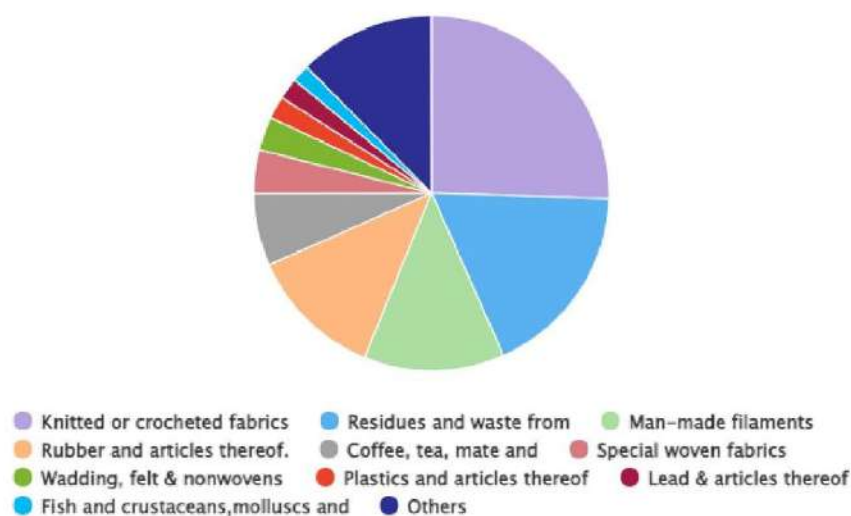
Rs. Mn				US \$. Mn			
Year	Export	Import	Balance of Trade	Year	Export	Import	Balance of Trade
2018	1,974,260	3,587,048	-1,612,788	2018	12,146.31	22,068.71	-9,922.41
2019	2,140,876	3,482,346	-1,341,470	2019	11,974.92	19,478.39	-7,503.47
2020	1,980,785	2,891,600	-910,814	2020	10,676.94	15,586.46	-4,909.52
2021	2,436,109	3,988,063	-1,551,953	2021	12,249.14	20,052.61	-7,803.47
2022	4,135,955	5,419,585	-1,283,630	2022	12,743.66	16,698.77	-3,955.11

Source : Sri Lanka Customs

Copyright © 2023 Ceylon Chamber of Commerce.

2 of 4

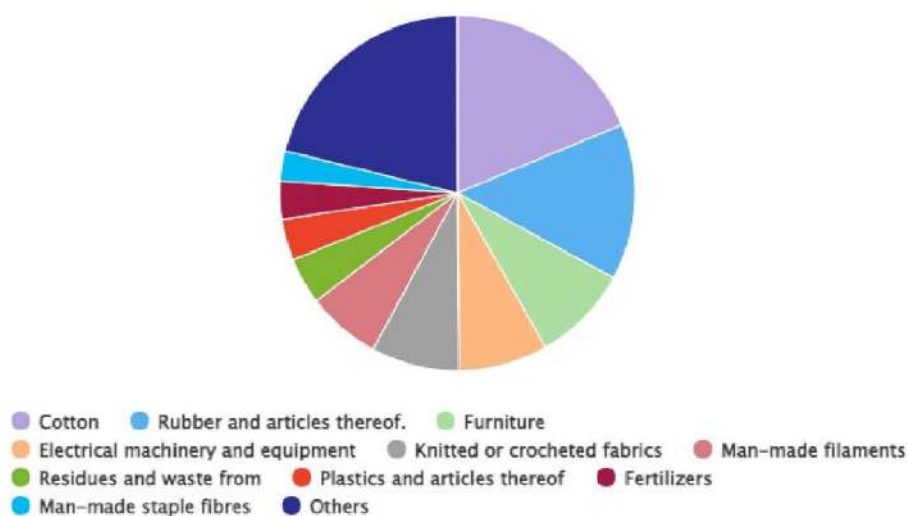
MAIN ITEMS EXPORTED FROM SRI LANKA TO VIETNAM - 2022



	Rs. Mn	%	US \$ Mn
Knitted or crocheted fabrics	3,867	25.52	11.92
Residues and waste from the food industries, prepared animal fodder.	2,704	17.84	8.33
Man-made filaments	1,938	12.79	5.97
Rubber and articles thereof.	1,854	12.23	5.71
Coffee, tea, mate and spices	996	6.57	3.07
Special woven fabrics	598	3.95	1.84
Wadding, felt & nonwovens special yarns	464	3.06	1.43
Plastics and articles thereof	312	2.06	0.96
Lead & articles thereof	297	1.96	0.92
Fish and crustaceans, molluscs and other aquatic invertebrates	240	1.58	0.74
Other	1,883	12.42	5.80
Total	15,154	100.00	46.69

RATE OF EXCHANGE AVERAGE 2022 - US \$ 1 = Rs. 324.55

MAIN ITEMS IMPORTED TO SRI LANKA FROM VIETNAM - 2022



RATE OF EXCHANGE AVERAGE 2022 - US \$ 1 = Rs. 324.55

MYANMAR

SUMMARY OF EXTERNAL TRADE WITH MYANMAR

2018 - 2022

Rs. Mn

US \$. Mn

Year	Export	Import	Balance of Trade
2018	1,812	6,600	-4,787
2019	1,281	9,181	-7,900
2020	1,554	4,320	-2,766
2021	456	1,505	-1,047
2022	993	2,212	-1,219

Year	Export	Import	Balance of Trade
2018	11.15	40.60	-29.45
2019	7.17	51.35	-44.18
2020	8.38	23.29	-14.91
2021	2.30	7.57	-5.26
2022	3.06	6.82	-3.75

PERCENTAGE SHARE OF MYANMAR IN TOTAL TRADE OF SRI LANKA

Year	Export %	Import %
2018	0.09	0.18
2019	0.06	0.26
2020	0.08	0.15
2021	0.02	0.04
2022	0.02	0.04

TOTAL SRI LANKA TRADE WITH ALL COUNTRIES

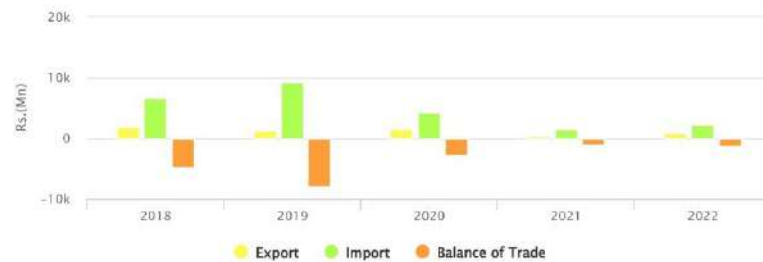
Rs.Mn

US \$. Mn

Year	Export	Import	Balance of Trade
2018	1,974,260	3,587,048	-1,612,788
2019	2,140,876	3,482,346	-1,341,470
2020	1,980,785	2,891,600	-910,814
2021	2,436,109	3,988,063	-1,551,953
2022	4,135,955	5,419,585	-1,283,630

Year	Export	Import	Balance of Trade
2018	12,146.31	22,068.71	-9,922.41
2019	11,974.92	19,478.39	-7,503.47
2020	10,676.94	15,586.48	-4,909.52
2021	12,248.14	20,052.61	-7,803.47
2022	12,743.66	16,698.77	-3,955.11

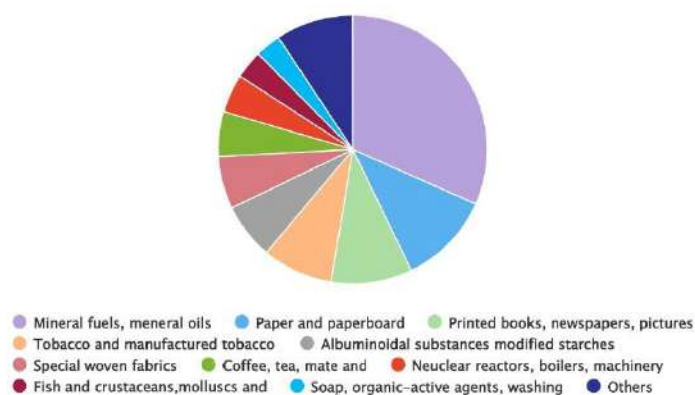
SRI LANKA'S EXTERNAL TRADE WITH MYANMAR



Source: Sri Lanka Customs | Compiled by the Business Information Division

The Ceylon Chamber of Commerce | Date: 04/Jul/2023

SRI LANKA'S EXTERNAL TRADE WITH MYANMAR - 2022



MAIN ITEMS EXPORTED FROM SRI LANKA TO MYANMAR - 2022

	Rs.Mn	%	US \$ Mn
Mineral fuels, mineral oils and products of their distillation bituminous substances	315	31.67	0.97
Paper and paperboard	111	11.17	0.34
Printed books, newspapers, pictures and other products of the printing industry	97	9.76	0.30
Tobacco and manufactured tobacco substitutes	85	8.51	0.26
Albuminoidal substances modified starches glues	67	6.73	0.21
Special woven fabrics	63	6.34	0.19
Coffee, tea, mate and spices	53	5.38	0.16
Nuclear reactors, boilers, machinery and mechanical appliances, parts thereof.	46	4.64	0.14
Fish and crustaceans, molluscs and other aquatic invertebrates	34	3.41	0.10
Soap, organic-active agents, washing preparations, lubricating preparations, artificial waxes, prepared waxes, polishing or scouring preparations, candles and similar articles, modeling pastes, dental waxes and dental preparations with a basis of plast.	30	3.06	0.09
Other	93	9.34	0.29
Total	993	100.00	3.06

RATE OF EXCHANGE AVERAGE 2022 - US \$ 1 = Rs. 324.55

Source: Sri Lanka Customs | Compiled by the Business Information Division

The Ceylon Chamber of Commerce | Date: 04/Jul/2023

MAIN ITEMS IMPORTED TO SRI LANKA FROM MYANMAR - 2022

	Rs.Mn	%	US \$Mn
Cereals	1,339	60.55	4.13
Articles of Apparel and clothing accessories, not knitted or crocheted	537	24.27	1.65
Edible vegetables and certain roots and tubers	99	4.49	0.31
Rubber and articles thereof	81	3.69	0.25
Wood and articles of wood	45	2.03	0.14
Tools, implements, cutlery, spoons & forks of base metal	37	1.65	0.11
Articles of Apparel and clothing accessories, knitted or crocheted	19	0.84	0.06
Articles of stone, plaster, cement, asbestos, mica or similar materials	19	0.84	0.06
Tobacco and manufactured tobacco substitutes	13	0.59	0.04
Works of art, collectors' pieces & antiques	6	0.27	0.02
Other	18	0.80	0.05
Total	2,212	100.00	6.82

RATE OF EXCHANGE AVERAGE 2022 - US \$ 1 = Rs. 324.55

Source: Sri Lanka Customs | Compiled by the Business Information Division

The Ceylon Chamber of Commerce | Date: 04/Jul/2023

CAMBODIA

Sri Lanka - Cambodia External Trade Statistics 2021 - 2022

SRI LANKA'S EXTERNAL TRADE WITH CAMBODIA



SUMMARY OF EXTERNAL TRADE WITH CAMBODIA

2018 - 2022

Rs. Mn				US \$. Mn		
Year	Export	Import	Balance of Trade	Export	Import	Balance of Trade
2018	760	518	243	4.68	3.18	1.49
2019	895	265	629	5.00	1.48	3.52
2020	1,099	376	723	5.92	2.03	3.90
2021	625	566	59	3.14	2.84	0.30
2022	1,139	877	262	3.51	2.70	0.81

PERCENTAGE SHARE OF CAMBODIA IN TOTAL TRADE OF SRI LANKA

Year	Export %	Import %
2018	0.04	0.01
2019	0.04	0.01
2020	0.06	0.01
2021	0.03	0.01
2022	0.03	0.02

TOTAL SRI LANKA TRADE WITH ALL COUNTRIES

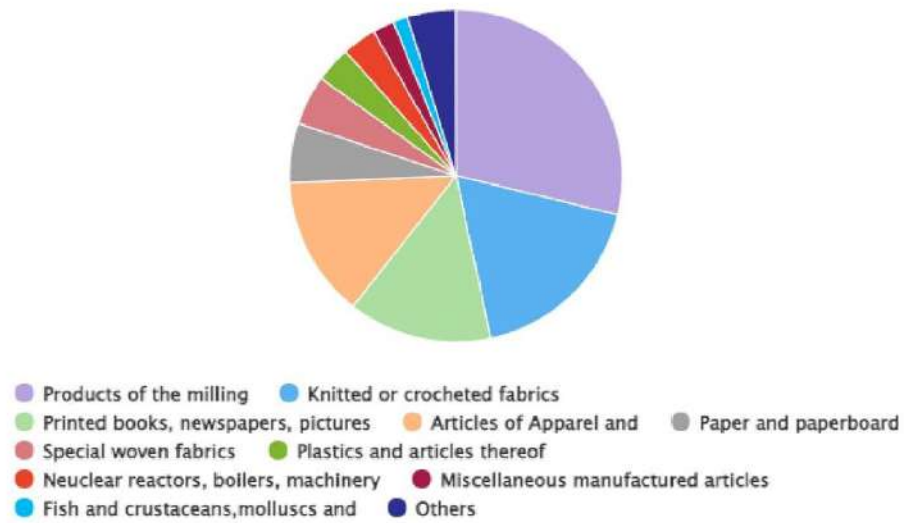
Rs. Mn				US \$. Mn			
Year	Export	Import	Balance of Trade	Year	Export	Import	Balance of Trade
2018	1,974,260	3,587,048	-1,612,788	2018	12,146.31	22,068.71	-9,922.41
2019	2,140,876	3,482,346	-1,341,470	2019	11,974.92	19,478.39	-7,503.47
2020	1,980,785	2,891,600	-910,814	2020	10,676.94	15,586.46	-4,909.52
2021	2,436,109	3,988,063	-1,551,953	2021	12,249.14	20,052.61	-7,803.47
2022	4,135,955	5,419,585	-1,283,630	2022	12,743.66	16,698.77	-3,955.11

Source : Sri Lanka Customs

Copyright © 2023 Ceylon Chamber of Commerce.

2 of 4

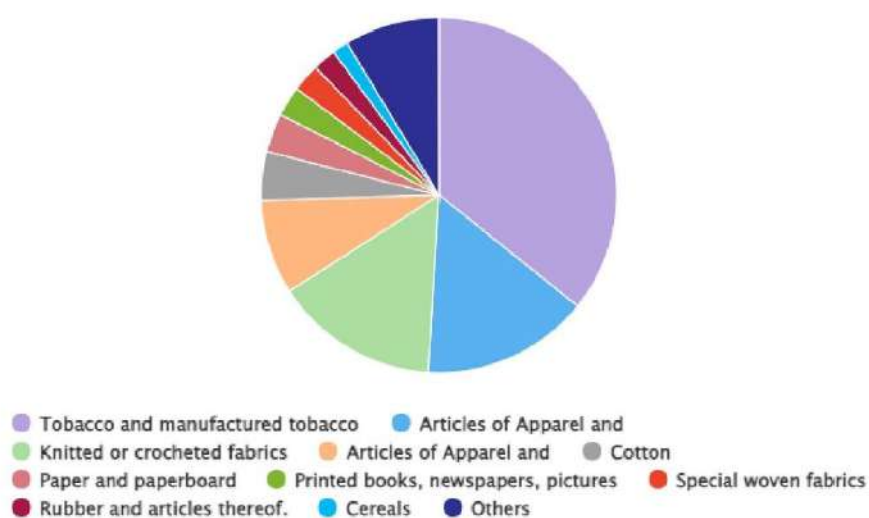
MAIN ITEMS EXPORTED FROM SRI LANKA TO CAMBODIA - 2022



	Rs. Mn	%	US \$ Mn
Products of the milling industry	328	28.78	1.01
Knitted or crocheted fabrics	204	17.88	0.63
Printed books, newspapers, pictures and other products of the printing industry	159	13.97	0.49
Articles of Apparel and clothing accessories, not knitted or crocheted	156	13.69	0.48
Paper and paperboard	66	5.79	0.20
Special woven fabrics	55	4.86	0.17
Plastics and articles thereof	40	3.50	0.12
Neuclear reactors, boilers, machinery and mechanical appliances, parts thereof.	37	3.29	0.12
Miscellaneous manufactured articles	24	2.10	0.07
Fish and crustaceans, molluscs and other aquatic invertebrates	16	1.43	0.05
Other	54	4.70	0.17
Total	1,139	100.00	3.51

RATE OF EXCHANGE AVERAGE 2022 - US \$ 1 = Rs. 324.55

MAIN ITEMS IMPORTED TO SRI LANKA FROM CAMBODIA - 2022



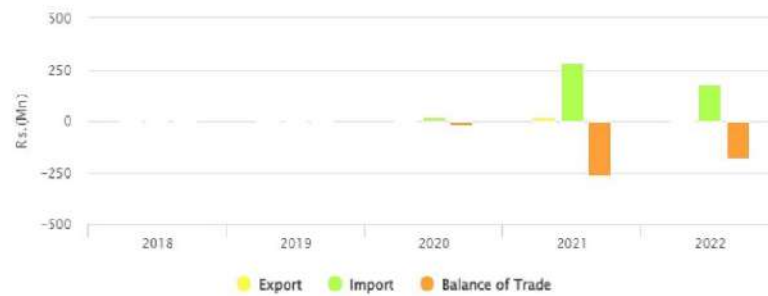
	Rs. Mn	%	US \$ Mn
Tobacco and manufactured tobacco substitutes	313	35.76	0.97
Articles of Apparel and clothing accessories, not knitted or crocheted	134	15.23	0.41
Knitted or crocheted fabrics	131	14.93	0.40
Articles of Apparel and clothing accessories, knitted or crocheted	75	8.59	0.23
Cotton	39	4.43	0.12
Paper and paperboard	31	3.53	0.10
Printed books, newspapers, pictures and other products of the printing industry	24	2.76	0.07
Special woven fabrics	22	2.54	0.07
Rubber and articles thereof.	19	2.14	0.06
Cereals	13	1.44	0.04
Other	76	8.65	0.23
Total	877	100.00	2.70

RATE OF EXCHANGE AVERAGE 2022 - US \$ 1 = Rs. 324.55

LAOS

Sri Lanka - Laos External Trade Statistics 2021 - 2022

SRI LANKA'S EXTERNAL TRADE WITH LAOS



SUMMARY OF EXTERNAL TRADE WITH LAOS

2018 - 2022

Rs. Mn			US \$. Mn		
Year	Export	Import	Balance of Trade	Export	Import
2018	2	4	-2	0.01	0.02
2019	0	9	-8	0.00	0.05
2020	0	16	-16	0.00	0.09
2021	21	284	-263	0.10	1.43
2022	3	181	-178	0.01	0.56

PERCENTAGE SHARE OF LAOS IN TOTAL TRADE OF SRI LANKA

Year	Export %	Import %
2018	0.00	0.00
2019	0.00	0.00
2020	0.00	0.00
2021	0.00	0.01
2022	0.00	0.00

TOTAL SRI LANKA TRADE WITH ALL COUNTRIES

Rs. Mn			US \$. Mn		
Year	Export	Import	Balance of Trade	Year	Export
2018	1,974,260	3,587,048	-1,612,788	2018	12,146.31
2019	2,140,876	3,482,346	-1,341,470	2019	11,974.92
2020	1,980,785	2,891,600	-910,814	2020	10,676.94
2021	2,436,109	3,988,063	-1,551,953	2021	12,249.14
2022	4,135,955	5,419,585	-1,283,630	2022	12,743.66

MAIN ITEMS EXPORTED FROM SRI LANKA TO LAOS - 2022

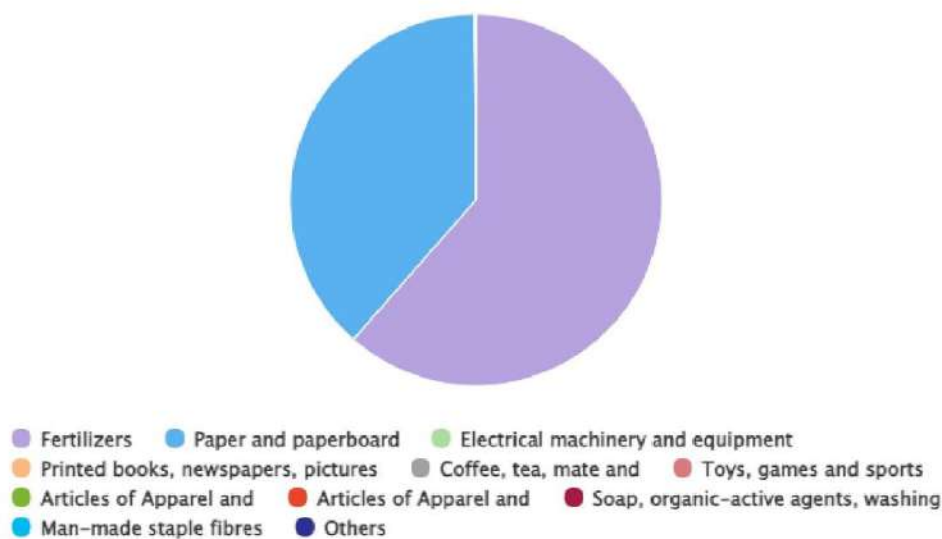


● Special woven fabrics
 ● Oil seeds and oleaginous
 ● Coffee, tea, mate and
 ● Others

	Rs. Mn	%	US \$ Mn
Special woven fabrics	2	90.18	0.01
Oil seeds and oleaginous fruits	0	8.74	0.00
Coffee, tea, mate and spices	0	1.08	0.00
Other	0	0.00	0.00
Total	3	100.00	0.01

RATE OF EXCHANGE AVERAGE 2022 - US \$ 1 = Rs. 324.55

MAIN ITEMS IMPORTED TO SRI LANKA FROM LAOS - 2022



	Rs. Mn	%	US \$ Mn
Fertilizers	111	61.48	0.34
Paper and paperboard	69	38.40	0.21
Electrical machinery and equipment and parts thereof	0	0.02	0.00
Printed books, newspapers, pictures and other products of the printing industry	0	0.02	0.00
Coffee, tea, mate and spices	0	0.02	0.00
Toys, games and sports requisites	0	0.02	0.00
Articles of Apparel and clothing accessories, not knitted or crocheted	0	0.01	0.00
Articles of Apparel and clothing accessories, knitted or crocheted	0	0.01	0.00
Soap, organic-active agents, washing preparations, lubricating preparations, artificial waxes, prepared waxes, polishing or scouring preparations, candles and similar articles, modeling pastes, "dental waxes" and dental preparations with a basis of plaster	0	0.01	0.00
Man-made staple fibres	0	0.01	0.00
Other	0	0.00	0.00
Total	181	100.00	0.56

RATE OF EXCHANGE AVERAGE 2022 - US \$ 1 = Rs. 324.55

Sri Lanka – Greater Mekong Business Council
of
The Ceylon Chamber of Commerce

50, Nawam Mawatha, Colombo 02, Sri Lanka.

Tel: + 94 11 55 829(D), + 94 11 55 88 800

Fax: + 94 11 2449352

Email: bizpromo@chamber.lk

Website: <http://www.srilanka-greatermekongbiz.com>